


# CPS COLD WASH SKID

CPS SERIES: COLD WATER, GAS ENGINE



BUILT FOR SEVERE DUTY

# HYDRO TEK

# COLD PRESSURE WASHER

## GAS POWERED

**CPS**  
SERIES



### ■ Long Life:

Built with the same chassis design & components as our proven hot water wash skids.

### ■ Rugged "Pro-TECT-it" Frame:

Hydro Tek's unique "Pro-TECT-it" frame of heavy gauge steel, with durable electrostatically applied powder coat finish give greater protection to engine and other vital components. Heavy duty 1 1/4" structural tubing frame, with built-in lifting bar, offers flexible mounting options: trailer, tank skid, stationary, or add a wheel kit for a portable washer.

### ■ Industrial Engines:

Smooth running twin cylinder gas engine. Overhead valve, pressure lubrication, and oil filtration along with reserve horsepower delivers 50% longer life than single cylinder powered washers. Electric start, low oil shutdown engine starts with the turn of a key and shuts off automatically if oil pressure drops. (GX390 Honda has a single cylinder and CPS35004HGP is a pull start).

### ■ Panel Mounted Unloader:

The unloader is frame mounted eliminating heat failures and vibration and is a pressure activated unloader for consistent and dependable operation.

### ■ Belt Drive Pump:

Low RPM drive pump runs cooler and quieter for continuous performance. These industrial triplex, ceramic plunger pumps outperform the competition in longevity.

### ■ EZ Align™ Belt System:

Tensioning system allows for easy belt adjustment with a single adjustment bolt. If you need to remove the pump for preventative maintenance, it is as simple as removing bolts, no need to reach underneath the washer.


### ■ Remote Fuel Tanks\*:

They have a high capacity, 8 gallon fuel tank which is located away from the engine reducing risk of fire from gas spills. This extra capacity tank extends running time between fill-ups.

\*GX390 Honda has a 6.4qt tank integrated into engine

### ■ More standard features:

- Nozzles with insulated quick couplers (screw on for CPS50005 & 300010)
- Heavy duty, 50' high pressure hose, insulated wand, trigger gun
- Twist coupler hose connection to easily remove gun/wand for storage or to add additional lengths of hose



## Specifications

Model	PSI	GPM	CC	Engine
CPS30005HH	3000	4.7	389	GX390 Honda Gas
CPS30005VH	3000	5.2	479	Vanguard Gas
CPS30008VG	3000	7.5	627	Vanguard Gas
CPS300010HG	3000	9.5	688	GX690 Honda Gas
CPS35005VC	3500	4.5	479	Vanguard Gas
CPS35005VG	3500	4.5	479	Vanguard Gas
CPS35006VG	3500	5.5	570	Vanguard Gas
CPS40005VC	4000	4.5	570	Vanguard Gas


Specifications may vary, consult factory for custom models

**Dimensions:** 35 1/2"Lx26"Wx28"H (35 1/2"Lx31"Wx33"H w/optional wheel kit)

### Optional Accessories:

Hour meter, Hose reel, Downstream soap injection, Stainless or custom color frame, Wheel kit, Trailer and Tank skid

Trailer and Tank skid options available or a wheel kit for portability.



**HYDRO TEK**  
CLEANING EQUIPMENT MFG.

2353 Almond Ave. Redlands, CA 92374  
phone 800.274.9376 or 1.909.799.9222  
www.hydrotek.us fax 909.799.9888

CPS Series 3/16 Hydro Tek ©

**DISTRIBUTED BY:**